





FY 2021 Performance-Based Bonus Scorecard

# MARIANO MARCOS STATE UNIVERSITY

|   |  |   |   |  |                    |                     |                     |                     |                     |
|---|--|---|---|--|--------------------|---------------------|---------------------|---------------------|---------------------|
| <p><b>ELIGIBLE</b></p> <p>Eligible personnel of MMSU are entitled to 45.5% of monthly basic salary</p>  | <p></p> <p><b>PERFORMANCE RESULTS</b></p> <p>Achieved 76.47% (13 out of 17) of the Congress-approved performance targets for FY 2021; failure to meet the targets for 3 indicators are due to uncontrollable factors, while the deficiency for 1 indicator is due to controllable factors *</p> | <p></p> <p><b>PROCESS RESULTS</b></p> <p>Achieved ISO certification or its equivalent certification for all frontline services</p> | <p></p> <p><b>FINANCIAL RESULTS</b></p> <p>Achieved an average of 44.60% Disbursements and Earmarked Income BUR*</p> | <p></p> <p><b>CITIZEN/CLIENT SATISFACTION RESULTS</b></p> <p>Achieved a 4.01 overall satisfaction rating, with no complaints received from #8888 and the CCB platform</p> |                    |                     |                     |                     |                     |
| <p><b>14</b></p> <p>TOTAL SCORE</p>   | <p><b>1</b></p> <p>SCORE</p>   | <p><b>5</b></p> <p>SCORE</p>  | <p><b>3</b></p> <p>SCORE</p>  | <p><b>5</b></p> <p>SCORE</p>   |                    |                     |                     |                     |                     |
| <p><b>70</b></p> <p>TOTAL POINTS</p>  | <p><b>5</b></p> <p>POINTS</p>  | <p><b>25</b></p> <p>POINTS</p>  | <p><b>15</b></p> <p>POINTS</p>  | <p><b>25</b></p> <p>POINTS</p>   |                    |                     |                     |                     |                     |
| <p>Legend:</p> <table border="1"> <tr> <td>1 SCORE = 5 POINTS</td> <td>2 SCORE = 10 POINTS</td> <td>3 SCORE = 15 POINTS</td> <td>4 SCORE = 20 POINTS</td> <td>5 SCORE = 25 POINTS</td> </tr> </table> |  |   |   |  | 1 SCORE = 5 POINTS | 2 SCORE = 10 POINTS | 3 SCORE = 15 POINTS | 4 SCORE = 20 POINTS | 5 SCORE = 25 POINTS |
| 1 SCORE = 5 POINTS  | 2 SCORE = 10 POINTS  | 3 SCORE = 15 POINTS   | 4 SCORE = 20 POINTS   | 5 SCORE = 25 POINTS  |                    |                     |                     |                     |                     |

## Compliant in 10 out of 11 Agency Accountability Requirements

|  |  |  |   |   |   |
|--|--|--|---|---|---|
| <p>Transparency Seal</p> <p><b>COMPLIANT</b></p>   | <p>PhilGEPS Posting</p> <p><b>COMPLIANT</b></p>  | <p>Updating of Citizen's Charter</p> <p><b>COMPLIANT</b></p>             | <p>Sustained Compliance to Audit Findings</p> <p><b>COMPLIANT</b></p>   | <p>Submission and review of SALN</p> <p><b>COMPLIANT</b></p>  | <p>Freedom of Information (FOI)</p> <p><b>COMPLIANT</b></p> |
| <p>Submission of FY 2022 Annual Procurement Plan - Common Use Supplies and Equipment (APP-CSE)</p> <p><b>COMPLIANT</b></p> | <p>Submission of FY 2021 Annual Procurement Plan - Non-Common Use Supplies and Equipment (APP-non CSE)</p> <p><b>COMPLIANT</b></p> | <p>Posting of Indicative FY 2022 APP-non CSE</p> <p><b>COMPLIANT</b></p> | <p>Submission of FY 2020 Agency Procurement Compliance and Performance Indicators (APCPI)</p> <p><b>COMPLIANT</b></p> | <p>Undertaking of Early Procurement Activities covering 2022 Procurement Projects**</p> <p><b>NON-COMPLIANT</b></p> |   |

\*The unit/s most responsible (including its head) for the criteria stated in Section 3.0 of MC 2021-1 with a performance rating of below 4 will be isolated from the grant of the FY 2021 PBB.

\*\*The unit/s most responsible (including its head) for the non-compliance with the Agency Accountability Requirements provided in Section 5.0 of MC 2021-1 will be isolated from the grant of the FY 2021 PBB.

